

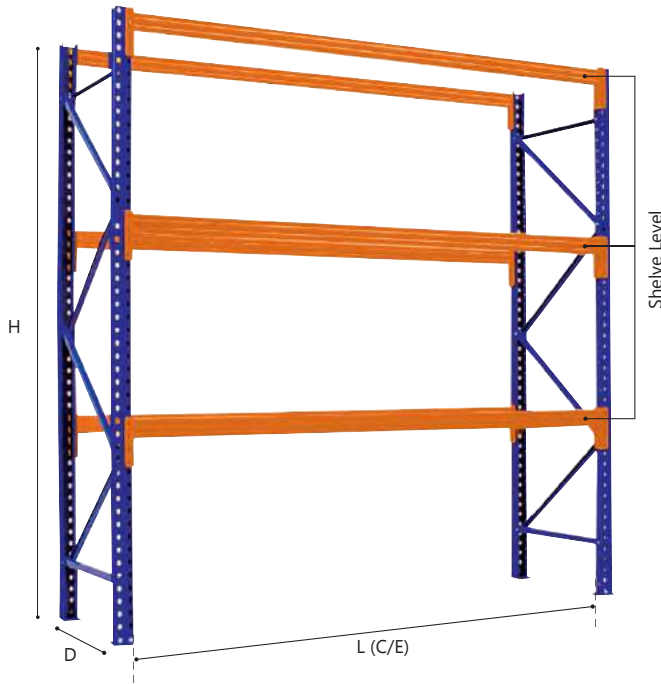


## Selective Pallet Racking System

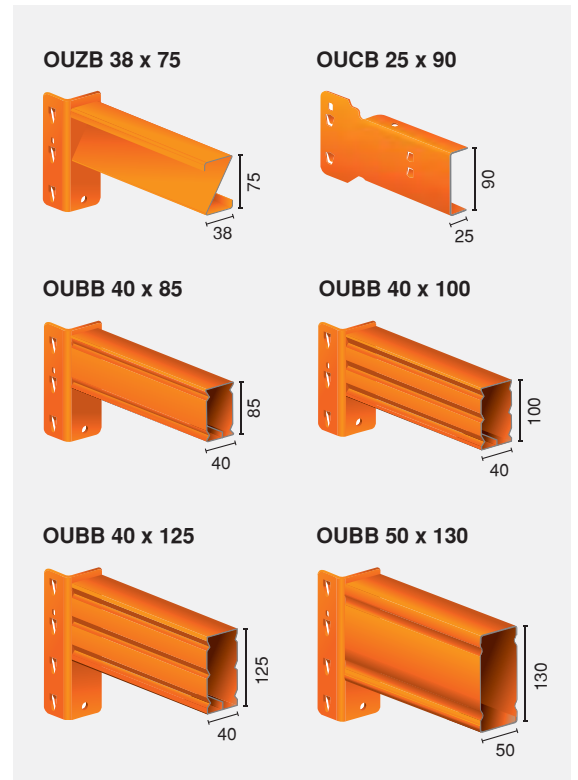
**TTF Selective Pallet Racking System** is constantly in demand by all warehousing facilities requiring palletized storage and handling. The system allows instantaneous access to store articles without incurring load crushing.

The **TTF Selective Pallet Racking System** offers an excellent stock rotation function and only uses 40% of warehouse floor space. With a maximum uniformly distributive load (UDL), the **TTF Selective Pallet Racking System** is able to withstand loads from 1000 kg ~ 3000 kg. Effective, economical and flexible, **TTF Selective Pallet Racking System** is the solution to increase warehouse productivity.

The **TTF Selective Pallet Racking System** can be setup in single and double-sided runs to suit all forklift and hand pallet trucks. Depending on aisle width and maximum load height, **TTF Selective Pallet Racking System** offers a low start-up solution. The **TTF Selective Pallet Racking System** is packed with features for maximum versatility. With features like drum stoppers and frame guards, the system meets strict safety requirements of today's modern warehouse.



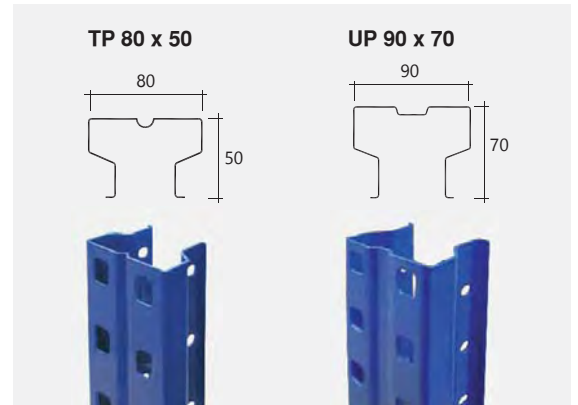
**Box Beam Profile**



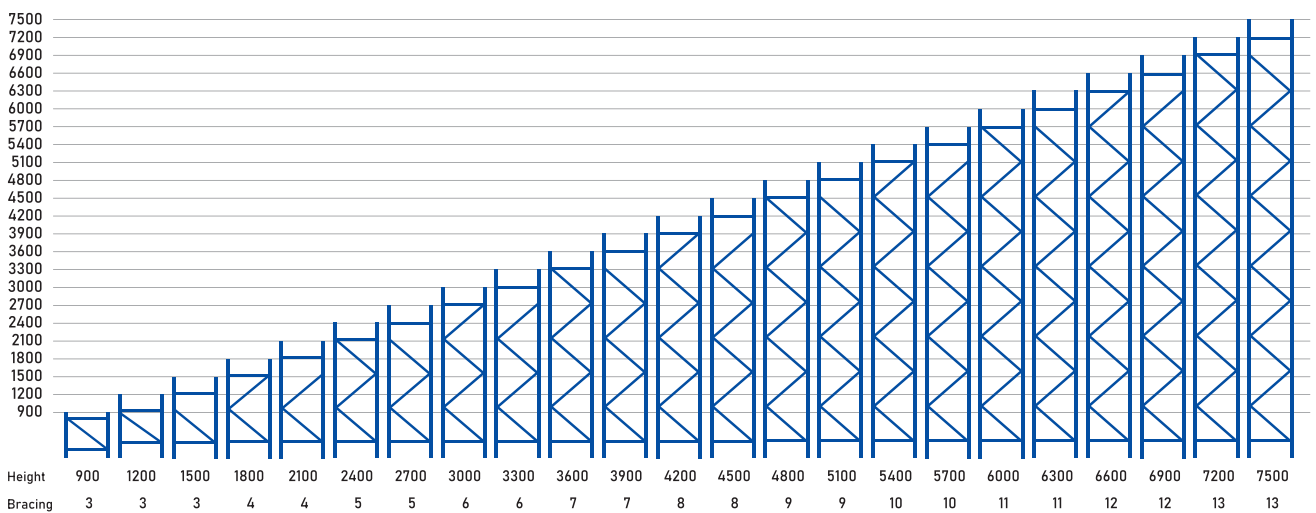
**Dimension: Height x Depth x Length x Shelf Levels x Bay (w/o plywood)**

Height (mm)	900, 1200, 1500, 1800, 2100, 2400, 2700, 3000, 3300, 3600, 3900, 4200, 4500, 4800, 5100, 5400, 5700, 6000, 6300, 6600, 6900, 7200, 7500	
Depth (mm)	450, 600, 750, 900, 1000, 1200, 1500	
Length (mm) C/E	900, 1200, 1350, 1500, 1800, 2100, 2400, 2700, 3000, 3300, 3600	
Shelve Level	2, 3, 4, 5, 6 (Available customize)	
Decking Material	Bay (without plywood)	
Loading Capacity (kg)	1000 kg - 3000 kg UDL / level	
Colour	<span style="color: orange;">■</span> Beam <span style="color: yellow;">■</span> Beam (optional)	<span style="color: blue;">■</span> Frame Set

**Upright Post**



**Heavy Duty Frame Set Height (mm)**





Selective Pallet Racking System



Selective Pallet Racking System